



# WIPER SEALS

• Rod wipers for alternative linear movements have been designed to give first-class protection to seals and driving bodies in hydraulic and pneumatic cylinder applications.

• The main function of the rod wiper is to keep the rod clean from any possible impurity.

• The •FP• rod wipers have a chamfer on the outside diameter to facilitate the press fitting into the housing. To simplify the installation, the bore should have a chamfer as per DIN3760.

### General condition of use

For the correct use of rod wipers we suggest the following mounting instruction.

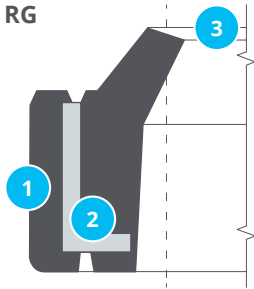
### Piston

The shaft surface should have a roughness of  $R_{max} \leq 2 \mu m$ .

### Housing

The housing of the wiper has to be machined to ISO H8 norm, and completed with chamfers.

RG



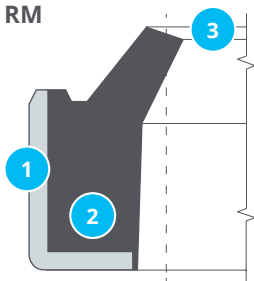
### Technical features

- 1 Rubber covered outer diameter
- 2 Metal insert
- 3 Sealing edge made through cutting process

### Materials

- 1 Elastomer: NBR; FKM  
NBR Working temperature  $-25^{\circ} \div +100^{\circ} C$ .  
FKM Working temperature  $-20^{\circ} \div +200^{\circ} C$ .  
Linear speed: 2 m/s
- 2 Metal insert:  
Fe DC04; AISI 304; AISI 316

RM

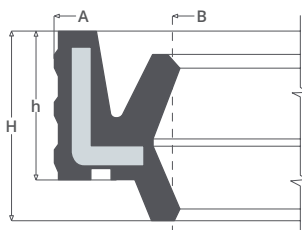


### Technical features

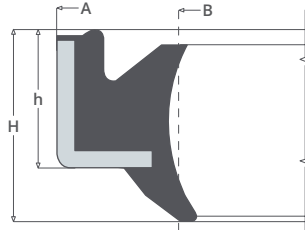
- 1 Metal outer casing with ground surface
- 2 Rubber made body and sealing lip
- 3 Sealing edge made through cutting process

### Materials

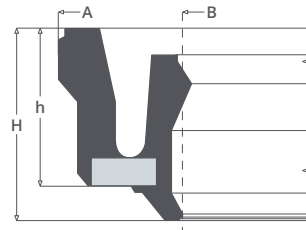
- 1 Metal body:  
Fe DC04; AISI 304; AISI 316
- 2 Elastomer: NBR; FKM  
NBR Working temperature  $-25^{\circ} \div +100^{\circ} C$ .  
FKM Working temperature  $-20^{\circ} \div +200^{\circ} C$ .  
Linear speed: 2 m/s



RPG



RPM



RPGR

For further information on all our seals, please check our web page or contact our offices.